

Cylinder Connections Key		
Number	Size	Description
1	1, 1/4" (Female)	ProRapid Flow Connection Point
2	1, 1/4" (Female)	ProRapid Return Connection Point
3	1/2" BSP (Female)	Sensor Pocket for ProRapid Sensor 1
4	1/2" BSP (Female)	Sensor Pocket (Spare/BMS/Other...)
5	1/2" BSP (Female)	Sensor Pocket (Spare/BMS/Other...)
6	1/2" BSP (Female)	Sensor Pocket for ProRapid Sensor 2
7	1/2" BSP (Female)	Connection for ProRapid High Limit Thermostat
8	2" BSP (Female)	Connection for (Optional) Immersion Heater
9	1" BSP (Female)	(Optional Location) Connection for Hot Water Services (HWS) Secondary Return Pipe
10	2" BSP (Female)	Connection for (Optional) Immersion Heater
11	4" BSP (Female)	Maintenance Inspection point
12	2" BSP (Female)	Connection for Cold Water Services (CWS/BCWS) Inlet Pipe
13	1" BSP (Female)	Drain Point
14	1" BSP (Female)	Connection for Automatic Air Vent or other Ancillary connection (not supplied)
15	2 1/2" BSP (Female)	Connection for Hot Water Services (HWS) Outlet Pipe
16	1" BSP (Female)	Temperature and Pressure Relief Valve (T&P) (Supplied)



**Commercial Hot Water Solutions Ltd.**  
 71 -72 Gazelle Road  
 Weston Industrial Estate  
 Weston-super-Mare  
 Somerset  
 BS24 9ES  
 01934 244770

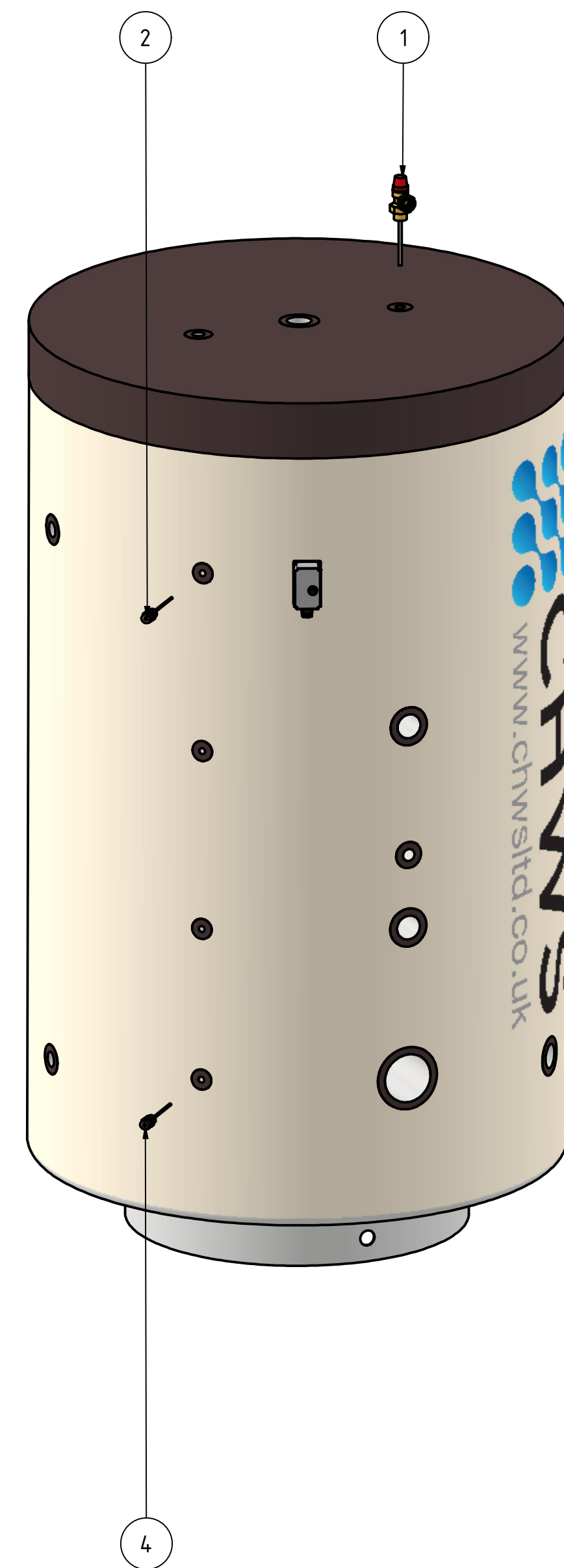
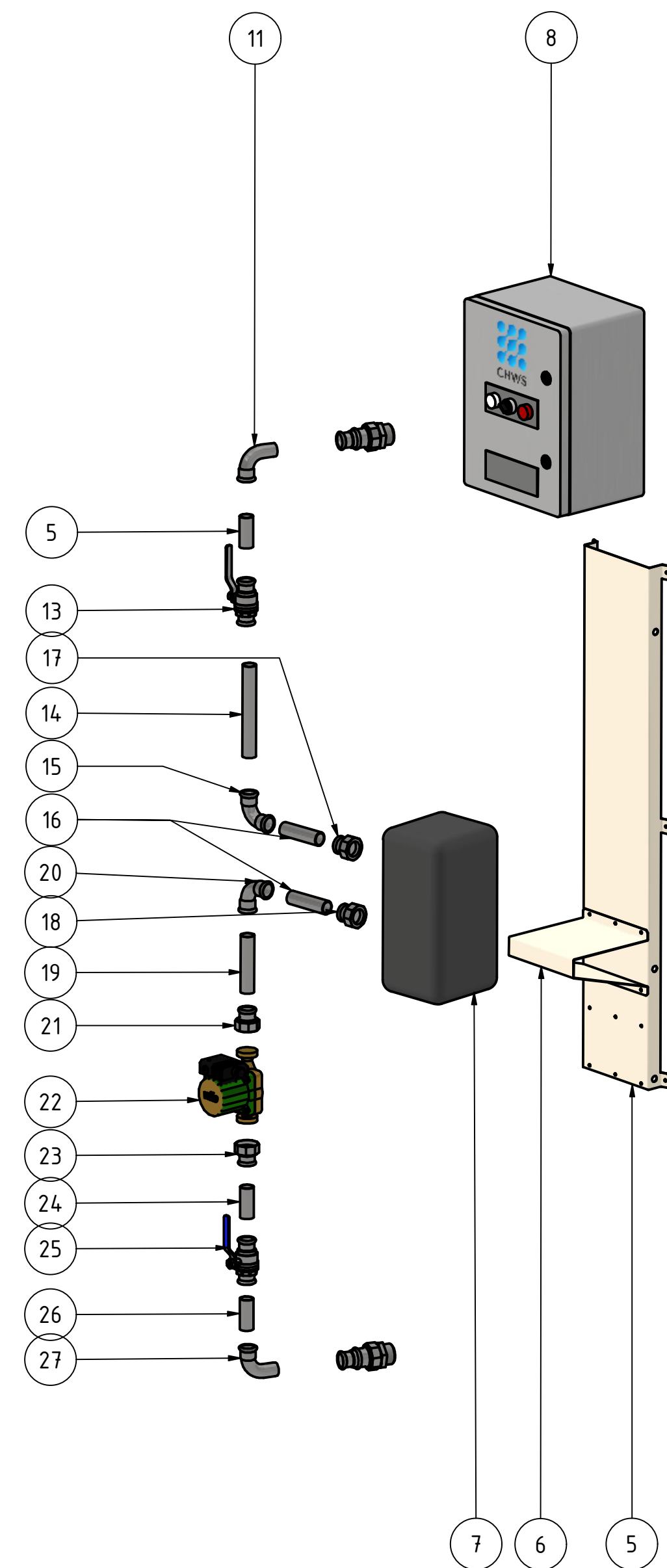
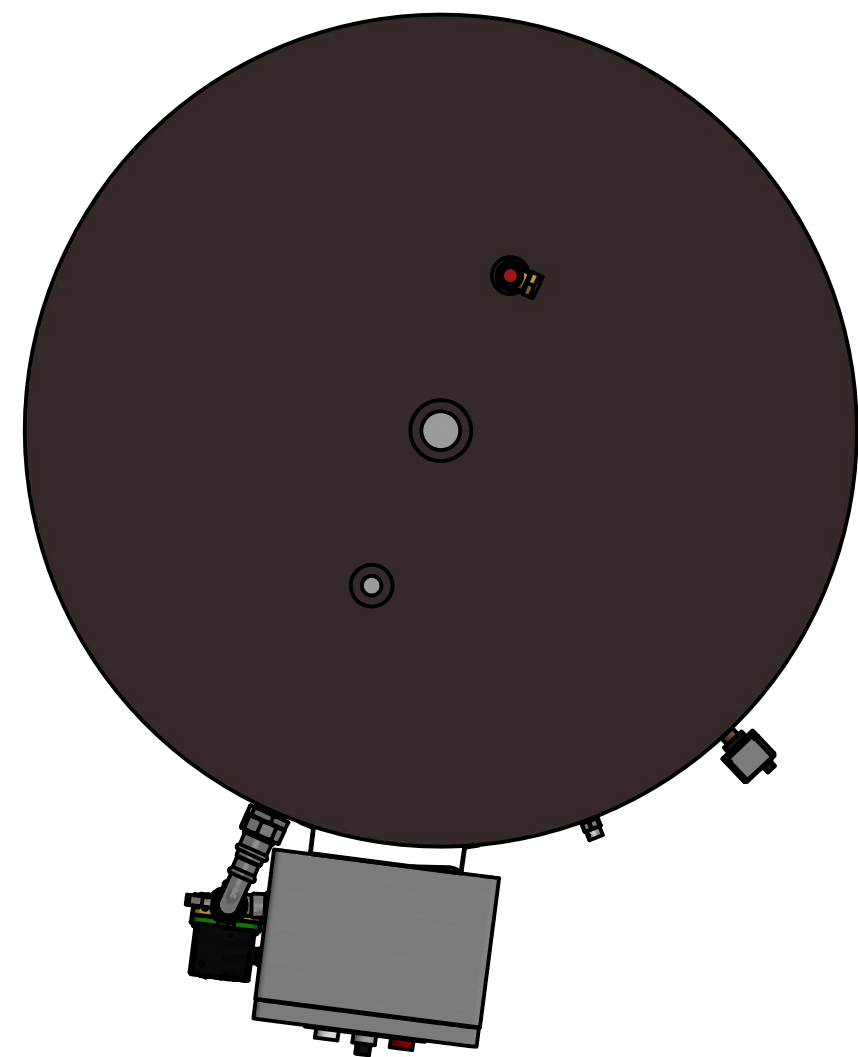
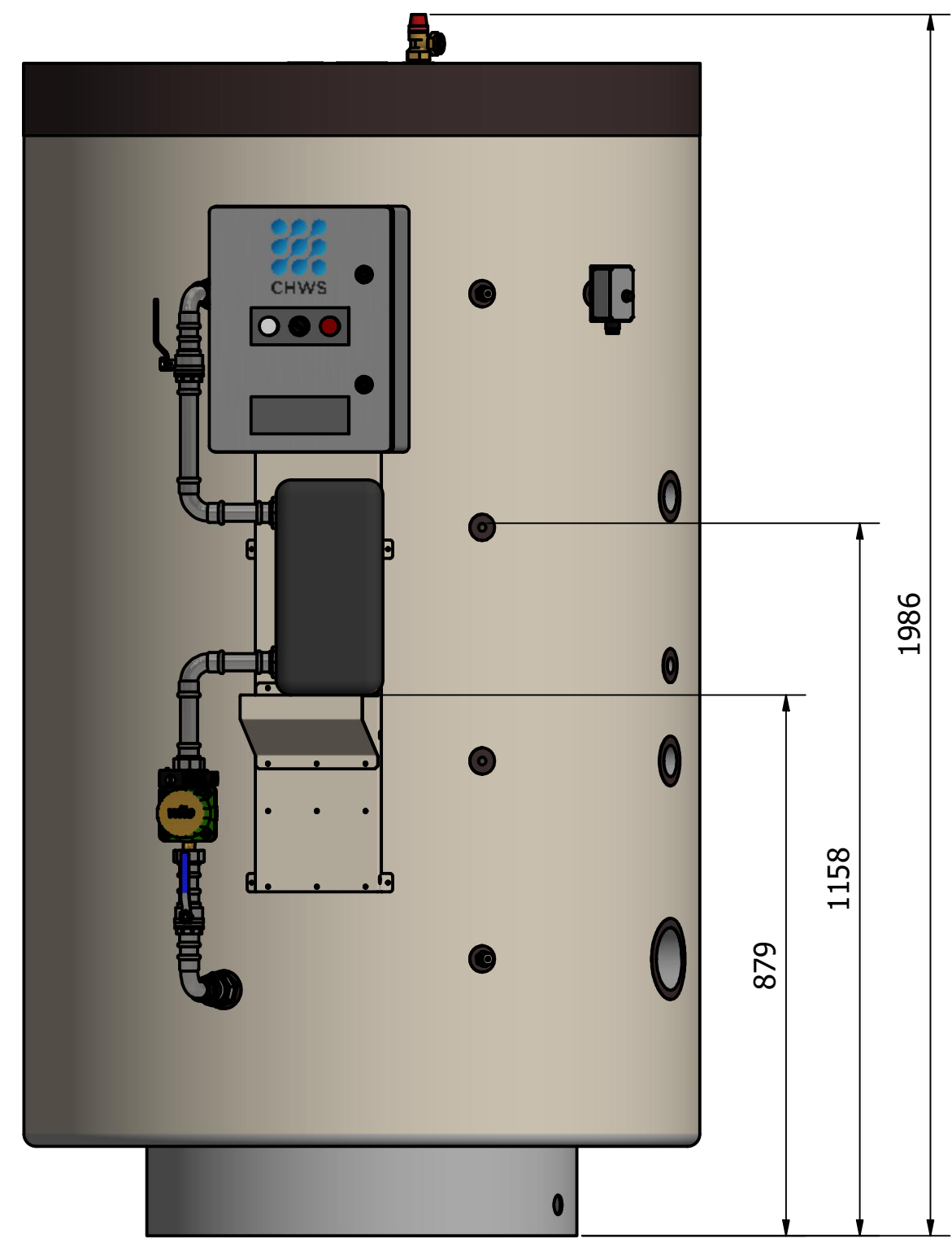

THIS DRAWING AND ITS CONTENTS ARE PROPERTY  
 OF CHWS LTD. DO NOT DISCLOSE, REPRODUCE, OR  
 PUBLISH WITHOUT WRITTEN CHWS APPROVAL

DRAWN	GP	DATE	10.03.2025	DO NOT SCALE DRAWING		REVISION	A
CHECKED	PR	APPROX PRODUCT WEIGHT	190 kg	SCALE	1 / 10		

TITLE  
**XMF BUFFER TANK 1000 LT**

DRAWING NUMBER  
**CHWS/XMF/1000/A**

A3



Cylinder Connections Key			Cylinder Connections Key		
Number	Size	Description	Number	Size	Description
1	1" BSP Male inlet 22mm Outlet	Combined Temperature & Pressure Relief Valve (T&P)	16	28mm	Copper Pipe
2	1/2" BSP Male	Temperature Sensor Pocket for Sensor 1	17	28mm x 1" or 28mm x 1,1/4"	Pressfit Union (size depends on plate heat exchanger model)
3	1/2" BSP Male	High Limit Thermostat	18	28mm x 1" or 28mm x 1,1/4"	Pressfit Union (size depends on plate heat exchanger model)
4	1/2" BSP Male	Temperature Sensor Pocket for Sensor 1	19	28mm	Copper Pipe
5	N/A	ProRapid Support Bracket	20	28mm	Pressfit Bend
6	N/A	ProRapid Heat Exchanger Shelf	21	28mm x 1,1/4"	Pressfit Pump Union
7	1" or 1,1/4" connections	ProRapid Heat Exchanger (Models can Vary)	22	1,1/4"	Wilco Star Z 20/7 - 3 Bronze Pump (150mm Face to Face)
8	(W) 300mm (D) 220mm (H) 400mm	ProRapid FW14 Control Panel	23	28mm x 1,1/4"	Pressfit Pump Union
9	1,1/4" x 35mm	Male BSP x Pressfit union	24	28mm	Copper Pipe
10	35mm x 28mm	Pressfit Reducer	25	28mm	Pressfit Isolation Valve (Blue Handle)
11	28mm	Street Bend (M+F)	26	28mm	Copper Pipe
12	28mm	Copper Pipe	27	28mm	Street Bend (M+F)
13	28mm	Pressfit Isolation Valve (Red Handle)	28	35mm x 28mm	Pressfit Reducer
14	28mm	Copper Pipe	29	1,1/4" x 35mm	Male BSP x Pressfit union
15	28mm	Pressfit Bend			

Note: All Pressfit fittings are "M" Profile



**Commercial Hot Water Solutions Ltd.**  
 71 -72 Gazelle Road  
 Weston Industrial Estate  
 Weston-super-Mare  
 Somerset  
 BS24 9ES  
 01934 244770

THIS DRAWING AND ITS CONTENTS ARE PROPERTY  
 OF CHWS LTD. DO NOT DISCLOSE, REPRODUCE, OR  
 PUBLISH WITHOUT WRITTEN CHWS APPROVAL

DRAWN GP DATE 10.03.2025  
 CHECKED PR APPROX PRODUCT WEIGHT 230 kg

DO NOT SCALE DRAWING REVISION A

TITLE <b>CHWS 1000L ProRapid</b>	
DRAWING NUMBER <b>CHWS/PRORAPID/1000/FW14/A</b>	<b>A3</b>
SCALE 1 : 10	