

Cylinder Connections Key		
Number	Size	Description
1	1, 1/4" (Female)	ProRapid Flow Connection Point
2	1, 1/4" (Female)	ProRapid Return Connection Point
3	1/2" BSP (Female)	Sensor Pocket for ProRapid Sensor 1
4	1/2" BSP (Female)	Sensor Pocket (Spare/BMS/Other...)
5	1/2" BSP (Female)	Sensor Pocket (Spare/BMS/Other...)
6	1/2" BSP (Female)	Sensor Pocket for ProRapid Sensor 2
7	1/2" BSP (Female)	Connection for ProRapid High Limit Thermostat
8	2" BSP (Female)	Connection for (Optional) Immersion Heater
9	1" BSP (Female)	(Optional Location) Connection for Hot Water Services (HWS) Secondary Return Pipe
10	2" BSP (Female)	Connection for (Optional) Immersion Heater
11	4" BSP (Female)	Maintenance Inspection point
12	2" BSP (Female)	Connection for Cold Water Services (CWS/BCWS) Inlet Pipe
13	1" BSP (Female)	Drain Point
14	1" BSP (Female)	Connection for Automatic Air Vent or other Ancillary connection (not supplied)
15	2" BSP (Female)	Connection for Hot Water Services (HWS) Outlet Pipe
16	3/4" BSP (Female)	Temperature and Pressure Relief Valve (T&P) (Supplied)

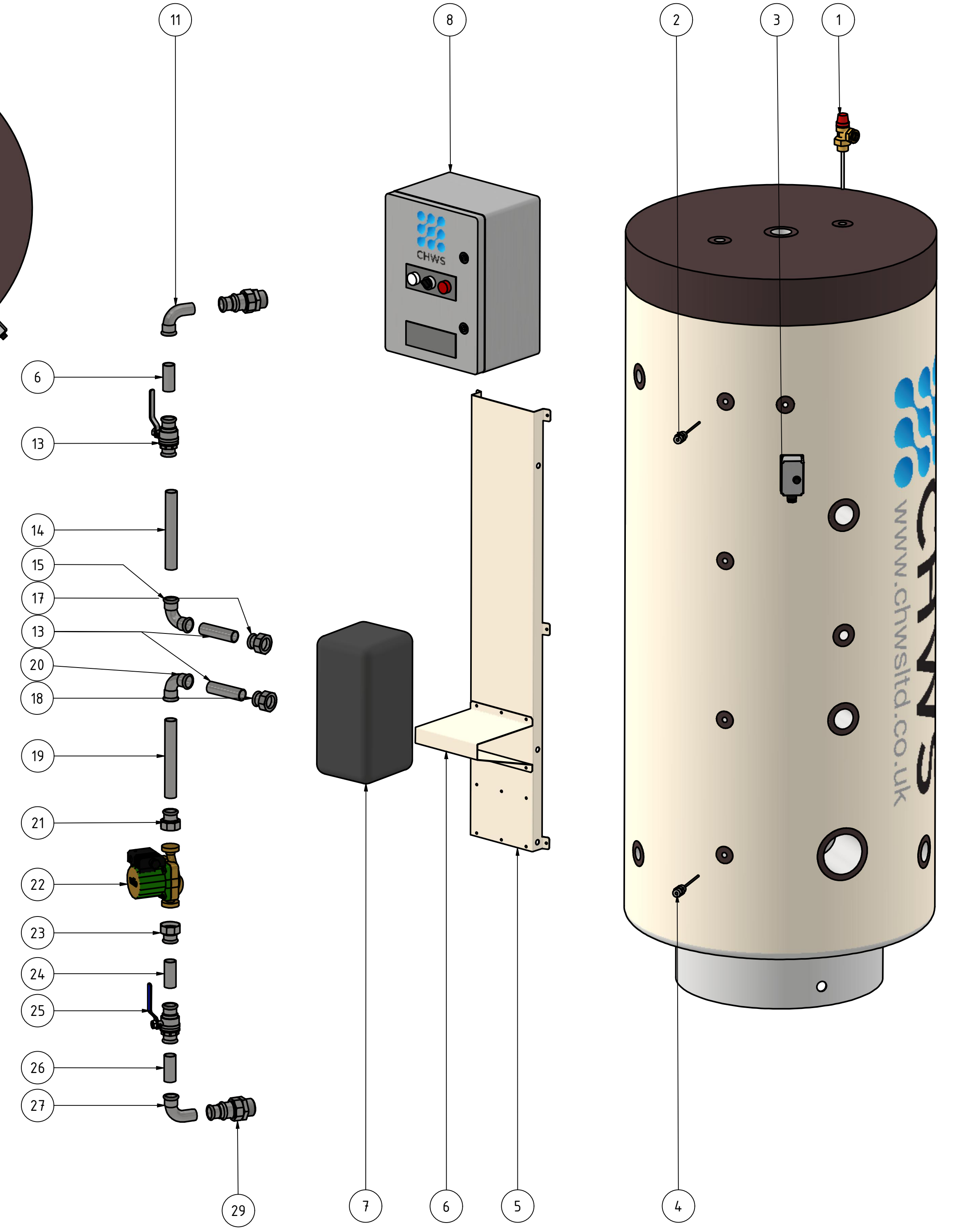
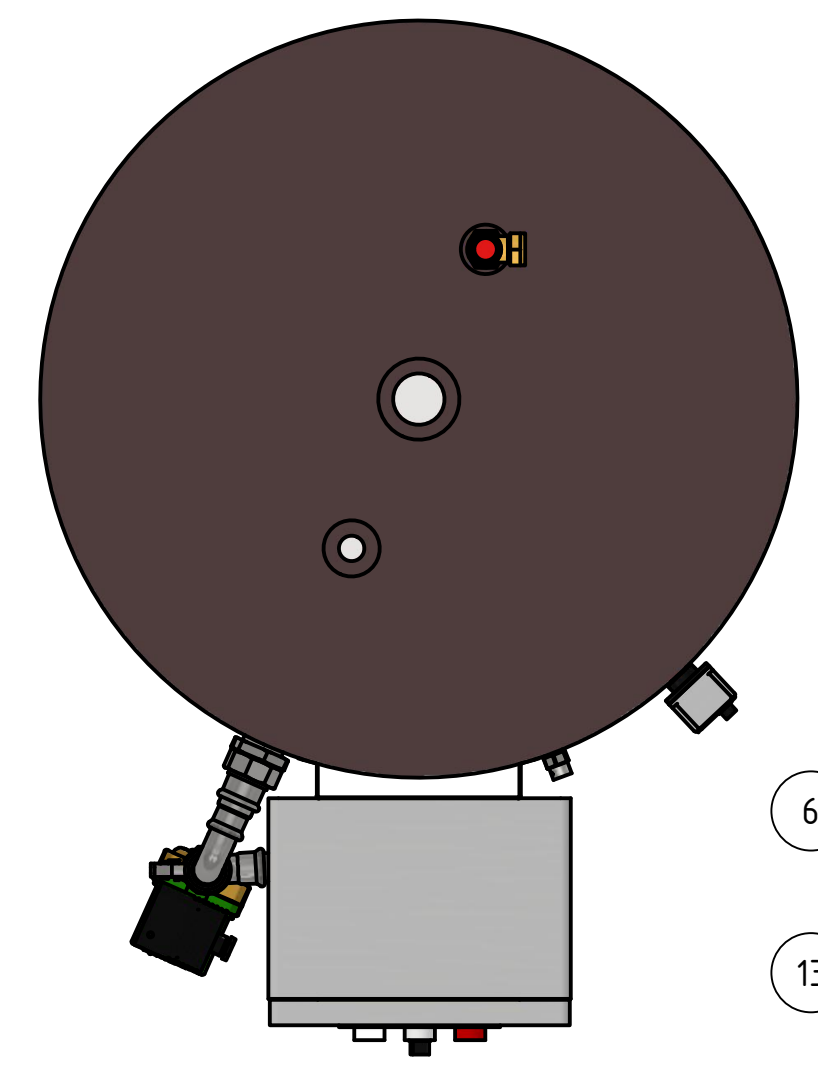
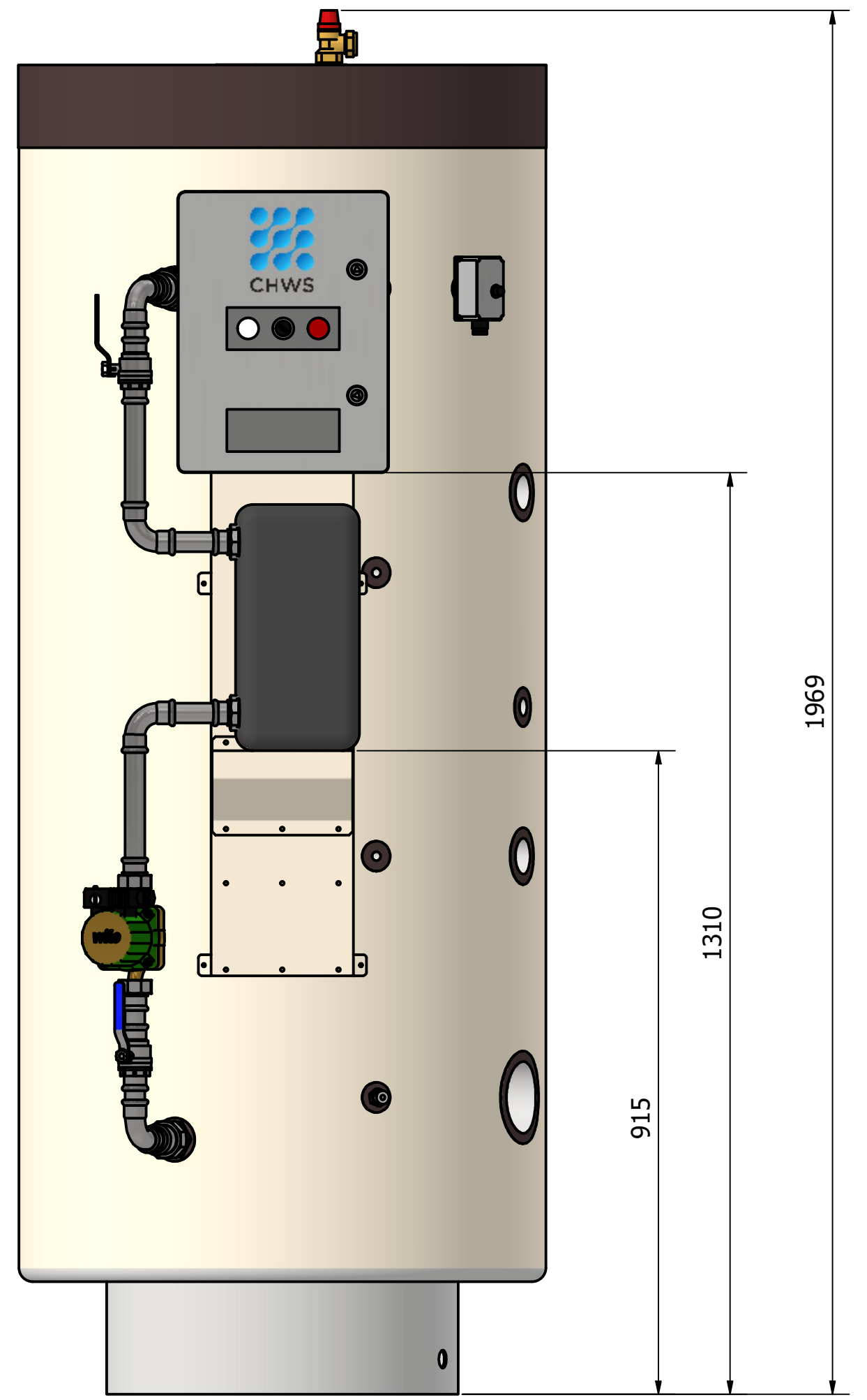



Commercial Hot Water Solutions Ltd.
 71 -72 Gazelle Road
 Weston Industrial Estate
 Weston-super-Mare
 Somerset
 BS24 9ES
 01934 244770

THIS DRAWING AND ITS CONTENTS ARE PROPERTY
 OF CHWS LTD. DO NOT DISCLOSE, REPRODUCE, OR
 PUBLISH WITHOUT WRITTEN CHWS APPROVAL

DRAWN	GP	DATE	10.03.2025
CHECKED	PR	APPROX PRODUCT WEIGHT	114 kg
		SCALE	1 / 7.5

DO NOT SCALE DRAWING		REVISION	A
TITLE			
XMF BUFFER TANK 500 LT			
DRAWING NUMBER			A3
CHWS/XMF/500/A			



Cylinder Connections Key		
Number	Size	Description
1	3/4" BSP Male inlet 22mm Outlet	Combined Temperature & Pressure Relief Valve (T&P)
2	1/2" BSP Male	Temperature Sensor Pocket for Sensor 1
3	1/2" BSP Male	High Limit Thermostat
4	1/2" BSP Male	Temperature Sensor Pocket for Sensor 1
5	N/A	ProRapid Support Bracket
6	N/A	ProRapid Heat Exchanger Shelf
7	1" or 1,1/4" connections	ProRapid Heat Exchanger (Models can Vary)
8	(W) 300mm (D) 220mm (H) 400mm	ProRapid FW14 Control Panel
9	1,1/4" x 35mm	Male BSP x Pressfit union
10	35mm x 28mm	Pressfit Reducer
11	28mm	Street Bend (M+F)
12	28mm	Copper Pipe
13	28mm	Pressfit Isolation Valve (Red Handle)
14	28mm	Copper Pipe
15	28mm	Pressfit Bend

Cylinder Connections Key		
Number	Size	Description
16	28mm	Copper Pipe
17	28mm x 1" or 28mm x 1,1/4"	Pressfit Union (size depends on plate heat exchanger model)
18	28mm x 1" or 28mm x 1,1/4"	Pressfit Union (size depends on plate heat exchanger model)
19	28mm	Copper Pipe
20	28mm	Pressfit Bend
21	28mm x 1,1/4"	Pressfit Pump Union
22	1,1/4"	Wilo Star Z 20/7 - 3 Bronze Pump (150mm Face to Face)
23	28mm x 1,1/4"	Pressfit Pump Union
24	28mm	Copper Pipe
25	28mm	Pressfit Isolation Valve (Blue Handle)
26	28mm	Copper Pipe
27	28mm	Street Bend (M+F)
28	35mm x 28mm	Pressfit Reducer
29	1,1/4" x 35mm	Male BSP x Pressfit union

Note: All Pressfit fittings are "M" Profile



Commercial Hot Water Solutions Ltd.
 71 -72 Gazelle Road
 Weston Industrial Estate
 Weston-super-Mare
 Somerset
 BS24 9ES
 01934 244770

THIS DRAWING AND ITS CONTENTS ARE PROPERTY OF CHWS LTD. DO NOT DISCLOSE, REPRODUCE, OR PUBLISH WITHOUT WRITTEN CHWS APPROVAL

DRAWN	GP	DATE	10.03.2025
CHECKED	PR	APPROX PRODUCT WEIGHT	155 kg

DO NOT SCALE DRAWING		REVISION	A
TITLE			
CHWS 500L ProRapid			
DRAWING NUMBER			A3
CHWS/PRORAPID/500/FW14/A			
SCALE		1 : 7.5	